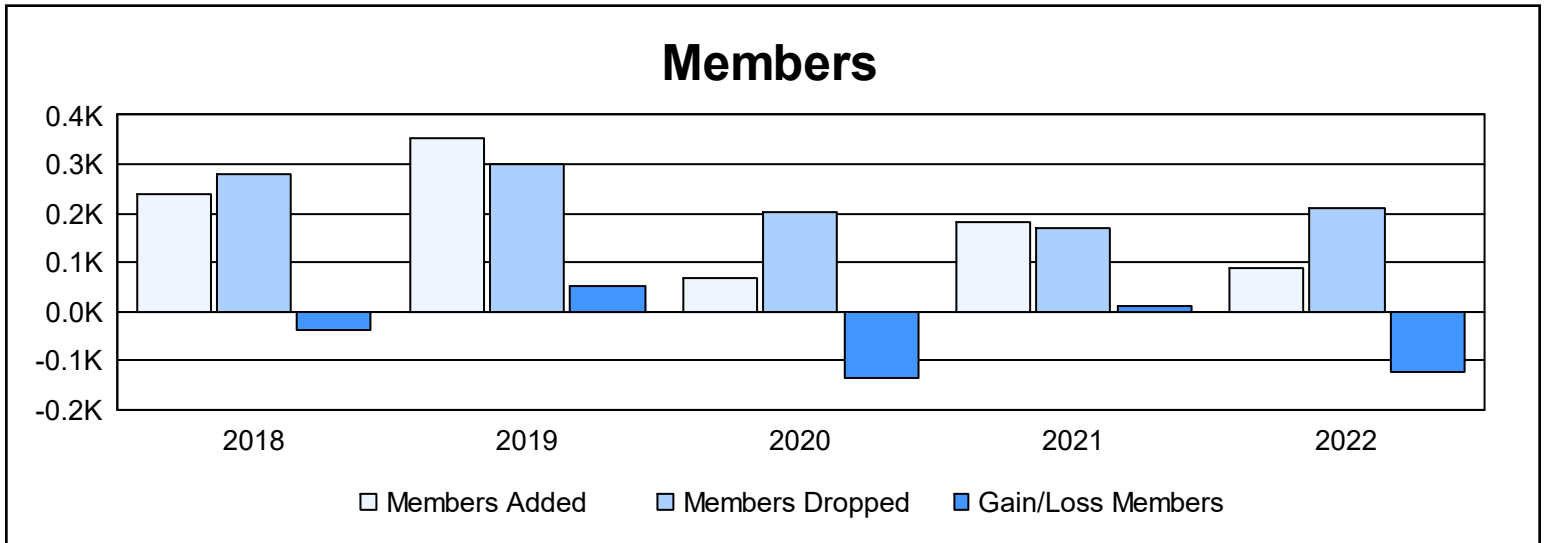
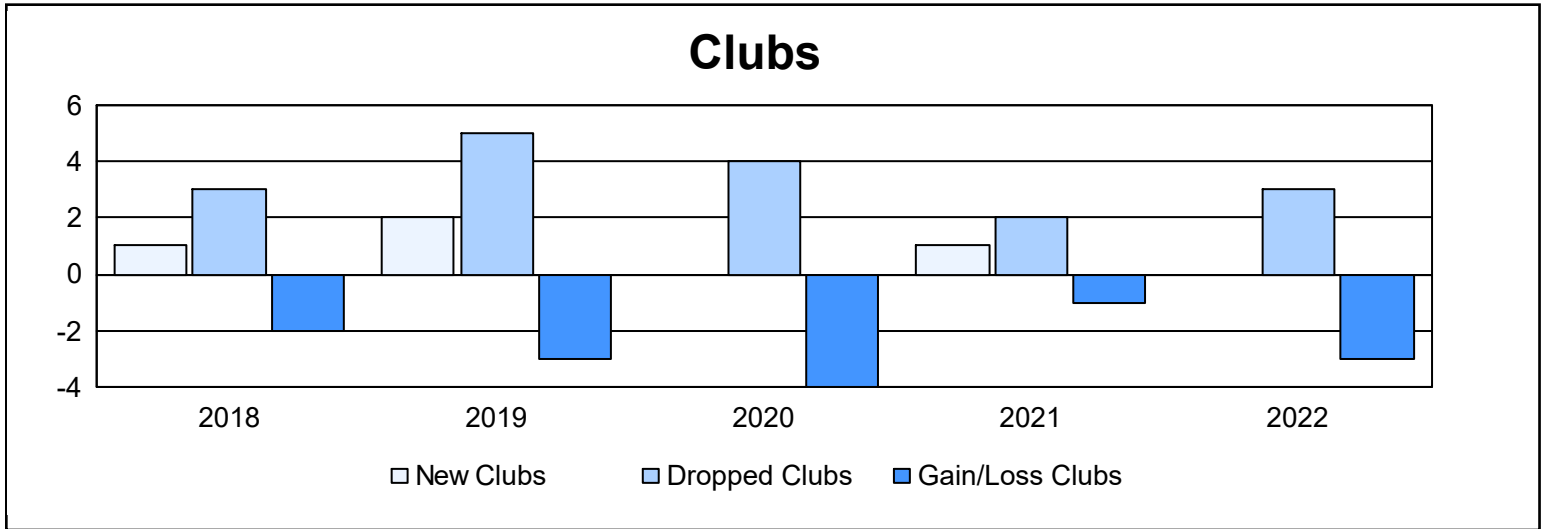
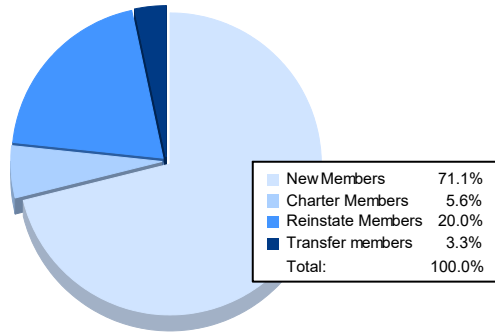


| Year | New Clubs | Dropped Clubs | Gain/ Loss Clubs | New Members | Charter Members | Reinstate Members | Transfer Members | Total Member Added | Total Members Dropped | Gain/ Loss Members |
|----------------|-----------|---------------|------------------|-------------|-----------------|-------------------|------------------|--------------------|-----------------------|--------------------|
| 2017-2018 | 1 | 3 | -2 | 177 | 35 | 11 | 17 | 240 | 279 | -39 |
| 2018-2019 | 2 | 5 | -3 | 266 | 58 | 12 | 17 | 353 | 300 | 53 |
| 2019-2020 | 0 | 4 | -4 | 58 | 2 | 3 | 6 | 69 | 204 | -135 |
| 2020-2021 | 1 | 2 | -1 | 147 | 20 | 6 | 11 | 184 | 171 | 13 |
| 2021-2022 | 0 | 3 | -3 | 64 | 5 | 18 | 3 | 90 | 212 | -122 |
| Average | 1 | 3 | -3 | 142 | 24 | 10 | 11 | 187 | 233 | -46 |



Membership Composition June 2022 Cumulative



Gender Composition June 2022 Cumulative

